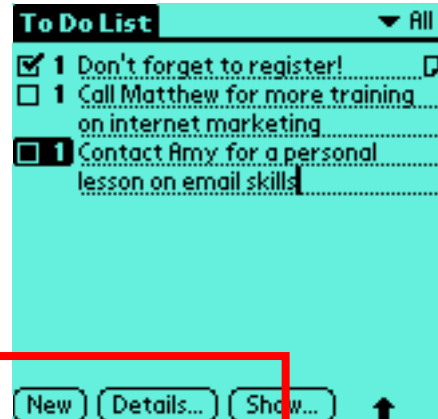




Tap To Do List from the main menu or click the button on the unit.

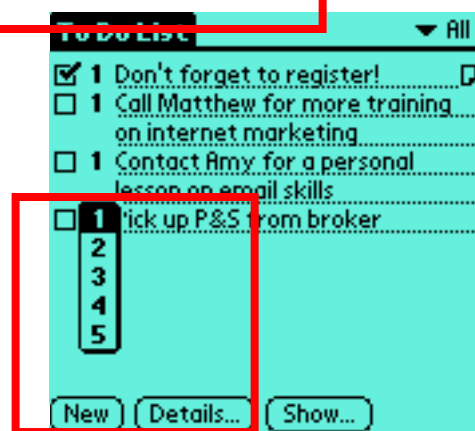


Your current list of To Do items and notes will appear on the screen. TAP any item to read the full details.



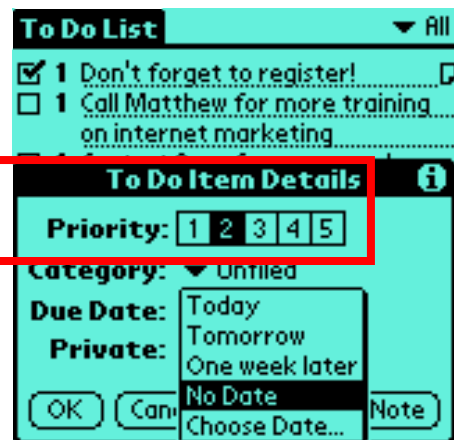
TAP NEW to create a new item. Write in the details of the task.

Click the NUMBER to the left of the item to set a PRIORITY for each task.



Click DETAILS...

You can adjust priority, category and DUE DATE for each task in the list.



The SHOW button helps you organize the task list display to your liking

